

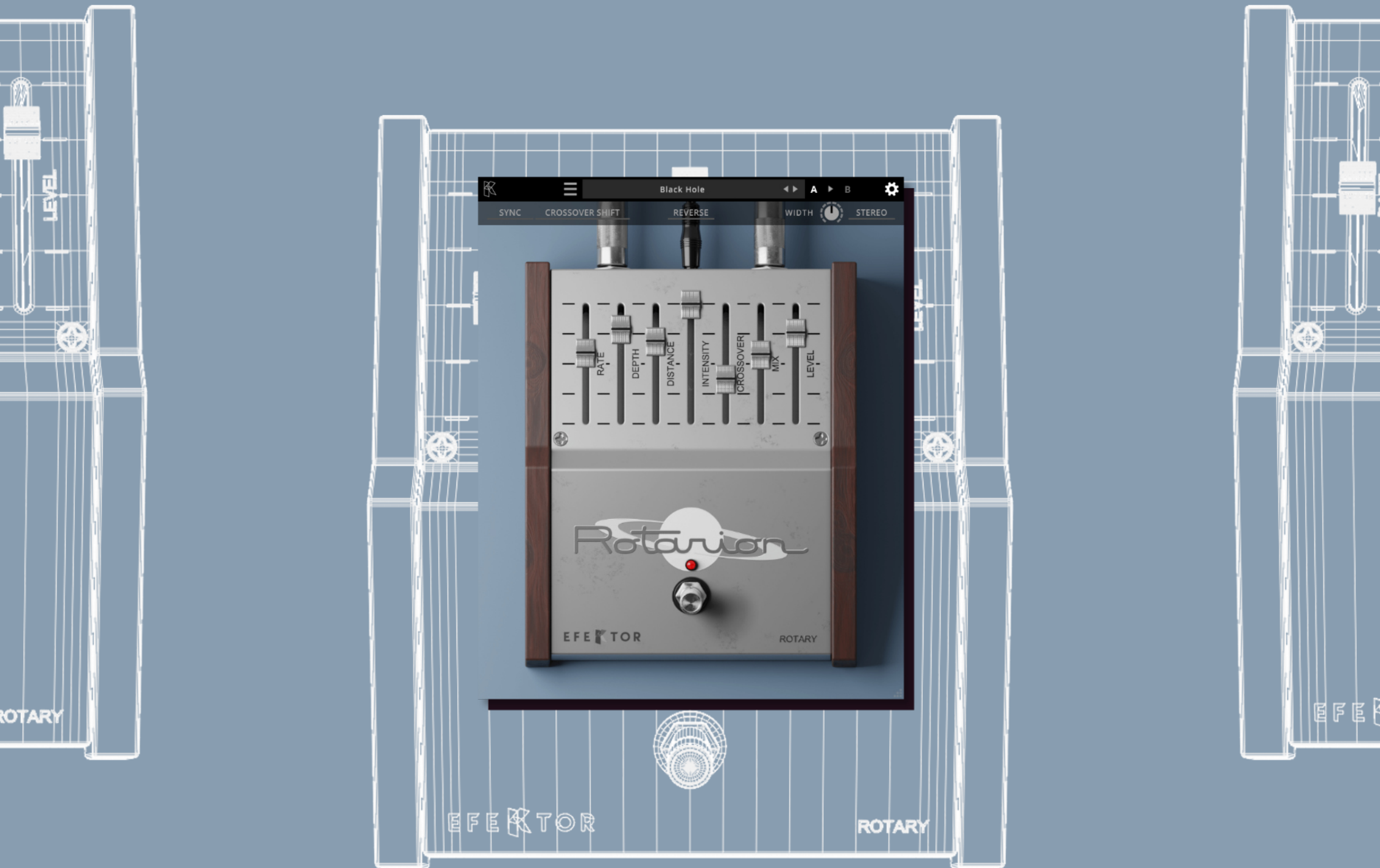


EFEKTOR

Rotarion

ROTARY







THANK YOU FOR CHOOSING KUASSA PRODUCTS!

Create a swirling, three-dimensional sound that adds depth and character to your instrument's sound.

Revive the iconic sound of the rotary speaker cabinet right in your DAW with Kuassa Efektor Rotarion. Meticulously crafted, this plugin faithfully reproduces the warm, swirling, and immersive rotary modulation effect that has graced countless classic recordings from The Beatles*, Stevie Ray Vaughan*, Pink Floyd*, Soundgarden*, and many others. Unleash its power to elevate your music to a higher level of aural dimensions. Relive the charm of the legendary effect with modern convenience and precision.

**Disclaimer :*

All trademarks are the property of their respective owners which are in no way associated or affiliated with Kuassa. The manufacturer names and model designations are used solely to identify the products whose tonal and sound characteristics were studied during development.

KEY FEATURES:

- Authentic rotating sound.
- Reverse the direction of rotation.
- Adjust the rotation's width, depth, speed, and intensity.
- Stereo mode: Experience the full spatial richness of the rotating modulation.
- User friendly interface: Straightforward single screen GUI.
- Available as an Amplifikation 360 module.

SYSTEM REQUIREMENTS

Windows:

Windows Vista or Later (64 bit)

Core2 Duo, or AMD Phenom ii X4 or better (latest Intel i3, AMD A4, or better is recommended) with 4GB minimum RAM

VST or VST3 compatible host/DAW

Pro Tools 11 or later for AAX format

Propellerhead Reason 10.1 or later for Rack Extension format

Macintosh:

Mac OS 10.11 or later (64 Bit).

Core2 Duo, or better (latest Intel i3 recommended)
with 4GB minimum RAM

Native Apple Silicon support

VST, VST3, or Audio Units compatible host/DAW

Pro Tools 11 or later for AAX format

Propellerhead Reason 10.1 or later for Rack Extension format



Installation

MAC OSX 10.11 OR LATER

Note for MacOS X users: you will be asked for your password upon installation.

For Mac installer(.pkg) format, double-click the installer and follow the instructions. The installer automatically point to your Mac's default VST/VST3/AU/AAX plug-ins and Standalone path (see below). Alternatively you can customize the installation target to specific folder.

Here are the default folders installation path for each of our supported platforms in Mac OSX:

- Mac Audio Unit (EfektorRotarion.component) : /Library/Audio/Plug-Ins/Components/
- Mac VST (EfektorRotarion.vst) : /Library/Audio/Plug-Ins/VST/Kuassa/
- Mac VST3 (EfektorRotarion.vst3) : /Library/Audio/Plug-Ins/VST3/
- Mac AAX (EfektorRotarion.aaxplugin) : /Library/Application Support/Avid/Audio/Plug-Ins/

WINDOWS VISTA OR LATER

For Windows Installer (.exe), double-click the installer and follow the instructions. The installer automatically points to your system's default plugins path (see below). Alternatively you can point the installation target to specific folder. Most VST host already have a "Plugins" or "VSTplugins" folder inside its installation directory, or you can point the host to read any folder you choose.

Here are the default folders installation path for each of our supported platforms:

- Windows 64-bit VST (EfektorRotarion.dll) : C:\Program Files\Steinberg\VstPlugins\Kuassa\
- Windows 64-bit VST3 (EfektorRotarion.vst3) : C:\Program Files\Common Files\VST3\
- Windows 64-bit AAX (EfektorRotarion.aaxplugin) : C:\Program Files\Common Files\Avid\Audio\Plug-Ins\

Uninstallation

MAC OSX 10.11 OR LATER

On a Mac, simply delete the plug-in located on the corresponding Plug-ins folder, and delete other folders and file resources located at,

Folders:

- /Library/Application Support/Kuassa/Default Presets/EfektorRotarion/
- /Users/[User Name]/Music/Kuassa/Presets/EfektorRotarion/

Files:

- /Library/Application Support/Kuassa/Misc/EfektorRotarion EULA.txt
- /Library/Application Support/Kuassa/User Manuals/EfektorRotarion.pdf
- /Users/[User Name]/Music/Kuassa/Settings/EfektorRotarion.setting

WINDOWS VISTA OR LATER

Use “Add/Remove programs” or “Programs and Features” from the Windows Control Panel. If Efektor Rotarion Rotary does not listed, delete the .dll/.vst3/.aaxplugin file from your VST plug-in folder. After Uninstallation, manually delete other Efektor Rotarion Rotary file resources at,

Folder:

- C:\Users\[User Name]\Documents\Kuassa\Presets\EfektorRotarion\

Files:

- C:\Users\[User Name]\Documents\Kuassa\Settings\EfektorRotarion.setting

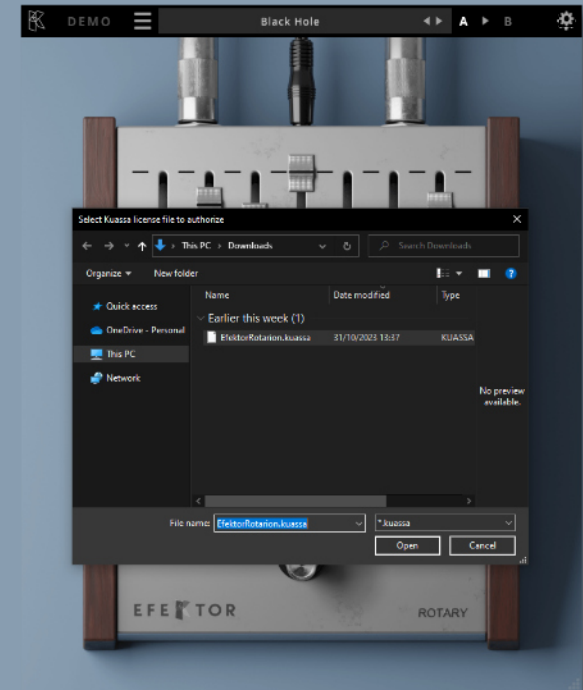
Authorization



1 On evaluation mode, you will see this pop-up window when you first start the plugin.



2 To start the authorization process, click the [File] button on the top-left of the plug-in's interface, there, you will find a selection box titled [Import License].

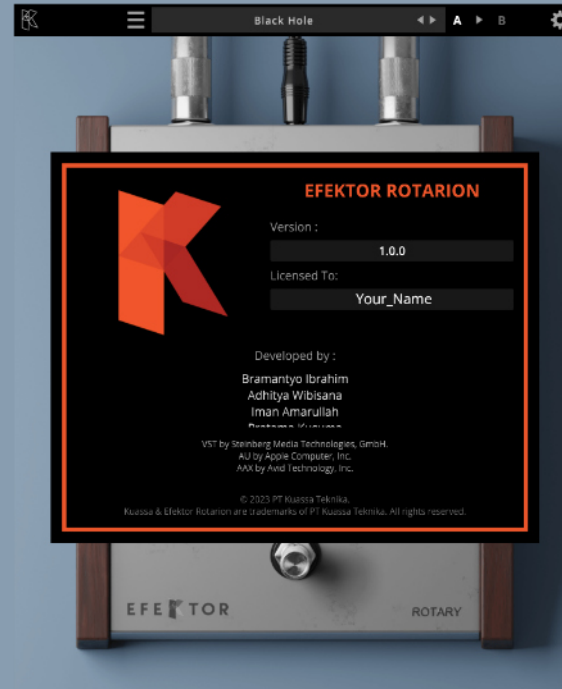


3 Locate the License File [EfektorRotarion.kuassa] obtained from the confirmation e-mail sent to you after you purchase EFEKTOR Plug-in(s) from our web store or downloaded from member area. Note that the License File contains your personal information used to authorize the plug-in.

Authorization (Cont'd)

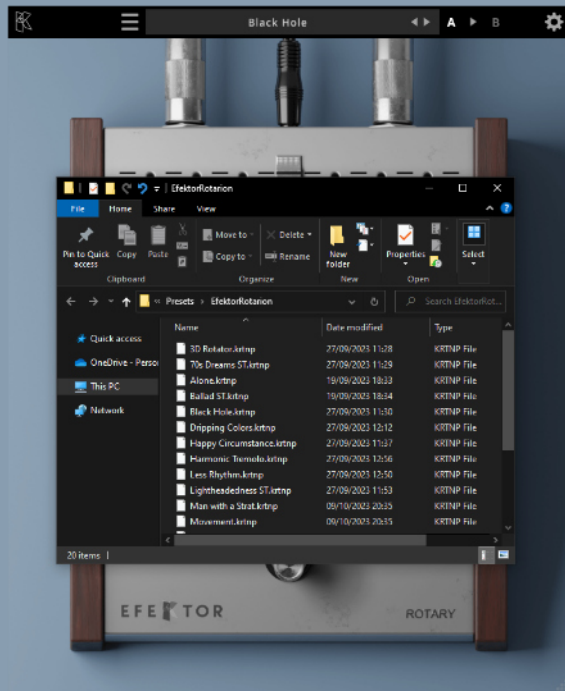


4 After you locate the License File, a pop-up box confirming that you are successfully authorize your plug-in will show.



5 To check if you have completed the authorization process, just simply load the About Box by clicking the Kuassa logo on the top left corner. If your authorization is successful, either your name or your e-mail address will be shown on the About Box. You will also notice that the generated noise/silence on the Evaluation Version is now gone.

Preset Management



1 Presets for EfektorRotarion Plug-in(s) are located in the following folders*:

- Mac:
/Users/[USERNAME]/Music/Kuassa
/Presets/EfektorRotarion
- Win:
~\Documents\Kuassa\Presets\
EfektorRotarion

All presets inside these folders will be recognized by the plugin as individual presets,



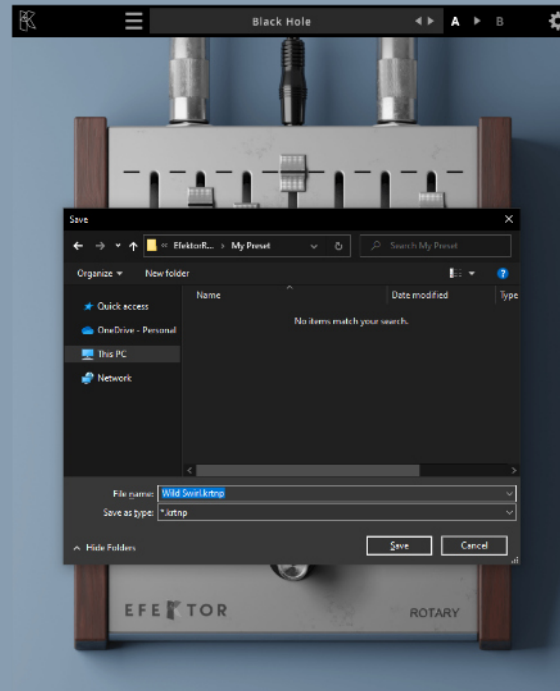
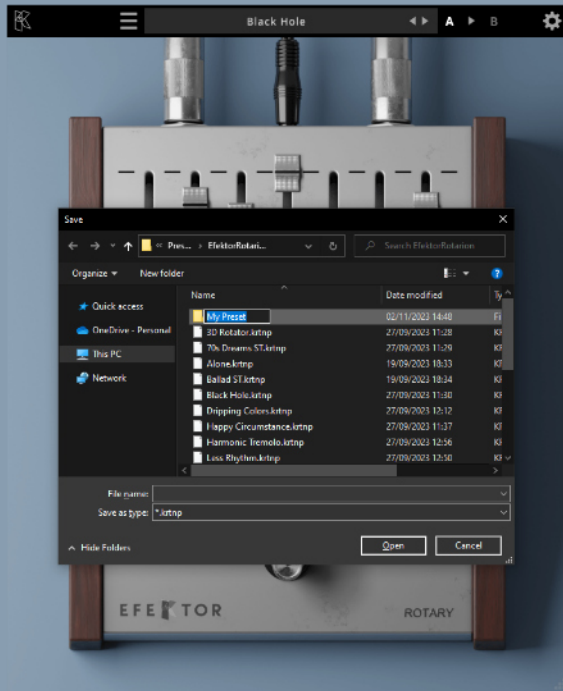
2 You can also create a folder to group the preset(s). They will thus be shown on the EfektorRotarion Plug-in's preset selector. To save a preset, set your plugin to the desired parameter settings, then select:

- "Save Preset": Overwrites currently active preset.
- "Save Preset As": Saves current settings into a new preset file (*.krnp for Efektor Rotarion).



3 When you create a new preset using "Save Preset As...", make sure that you have chosen the correct preset folder as aforementioned on point 1 above to make sure that it will be recognized automatically by Efektor Rotarion.

Preset Management



4 Sub-folders are also recognized to manage presets into groups, useful to manage additional preset bank, or grouping presets based by their use.

Function



- 1 KUASSA LOGO: Displays the About box.
- 2 FILE MENU: Includes options for following functions : Preset management, plug-in license authorization, user manual, window size, and link to our website. \
- 3 PRESET BAR: Shows current active preset.
- 4 LEFT-RIGHT ARROWS: Select next or previous preset.
- 5 A > B COMPARE: Compares two different settings of the Amp. Click the letters to switch settings and click the arrow to copy settings from A to B or vice versa.
- 6 SETTING ICON: Show or hide the top Settings menu.
- 7 SYNC: Sync Rate to host's tempo in BPM.
- 8 CROSSOVER SHIFT: Changes the crossover frequency behavior.
- 9 REVERSE: Changes the direction of rotation.
- 10 WIDTH: Adjust the width of the rotation.
- 11 STEREO: Enables stereo mode.
- 12 RATE: Adjust the rate of the rotation.
- 13 DEPTH: Adjust the magnitude of rotation. This will introduce a phasey sound.
- 14 DISTANCE: Adjust the simulated radius of rotation. At full Mix, this will sound like tremolo effect.
- 15 INTENSITY: Adjust the simulated rotational movement. This will generate a chorus-like effect.
- 16 CROSSOVER: Moves the center frequency between the low and high frequencies.
- 17 MIX: Adjust the balance between dry (unprocessed) and wet (processed) signal
- 18 LEVEL: Adjusts the overall output level.
- 19 BYPASS SWITCH: Turns the entire effect on or off.

Kuassa Efektor Rotarion Rotary Created by:

**Muhammad Abduh
Abshar Platisza
Muhammad Yusreza Irsyan
Intan Zariska Daniyanti
Iman Firman Amarullah
Juan Prahamma Hartjamt
Dimitar Nalbantov
Arie Ardiansyah
Raden Pratama Kusuma
Adhitya Sulistia Wibisana
Bramantyo Ibrahim
Cil Satriawan
Grahadea Kusuf
Iqbal Ansyori
Rathomi Trinugraha
Bayu Ardianto
Sundawan Sukmaya**

Presets and Audio Demos by:

Dimitar Nalbantov (<https://www.youtube.com/diminalbantov>)

EFEKTOR



Rotarion

ROTARY

KUASSA TEKNIKA, PT

Jl. Dipati Ukur No. 71A

Bandung 40132

West Java, INDONESIA

<https://www.kuassa.com>

General inquiry: info@kuassa.com

TECHNICAL SUPPORT :

support@kuassa.com



A Product of KUASSA. Bandung, West Java. Indonesia
© 2010-2023 PT Kuassa Teknika

Kuassa and Efektor Rotarion Rotary are trademarks of PT Kuassa Teknika, Indonesia.

All other commercial symbols, product and company names are trademarks or registered trademarks of their respective holders.

All rights reserved.