



EFEKTOR

MOONMUFFIN

FUZZ





The logo for Efektor Moon Muffin Fuzz. It features the word "EFEKTOR" in a bold, black, sans-serif font at the top. Below it is a stylized red handprint with five fingers spread. Overlaid on the handprint is the word "MOONMUFFIN" in a large, white, blocky font with a thick red outline. At the bottom, the word "FUZZ" is written in a smaller, black, sans-serif font.

EFEKTOR

MOONMUFFIN

FUZZ

THANK YOU FOR CHOOSING KUASSA PRODUCTS!

The classic fuzz/distortion/sustainer known for its “funky, soft, and muffled sound”, as the designer says it. Ten models of the big sustainer sound packaged in a single screen and easy to use interface.

Dive into a universe of iconic fuzz tones with Kuassa Efektor Moon Muffin. Featuring ten ultra-carefully crafted models of the legendary big sustainer pedals, Efektor Moon Muffin offers a spectrum of distortion flavors that span from velvety warmth to blistering saturation. Each model authentically captures the essence of its real-world counterpart, delivering the signature fatness, sustain, and harmonic richness that have made this particular pedal a staple in the world of guitar effects. Efektor Moon Muffin puts the power of legendary fuzz on your screen.

Experience the legacy with Efektor Moon Muffin, the definitive collection of muff models in a single powerful package.

KEY FEATURES:

- 10 types of authentic big sustainer variants
- Up to 8x oversampling
- Dry/wet control
- Resizable window
- User friendly interface: Straightforward single screen GUI.
- Available as an Amplifikation 360 module.

SYSTEM REQUIREMENTS

Windows:

Windows Vista or Later (64 bit)

Core2 Duo, or AMD Phenom ii X4 or better (latest Intel i3, AMD A4, or better is recommended) with 4GB minimum RAM

VST or VST3 compatible host/DAW

Pro Tools 11 or later for AAX format

Propellerhead Reason 10.1 or later for Rack Extension format

Macintosh:

Mac OS 10.11 or later (64 Bit).

Core2 Duo, or better (latest Intel i3 recommended)


with 4GB minimum RAM

Native Apple Silicon support

VST, VST3, or Audio Units compatible host/DAW

Pro Tools 11 or later for AAX format

Propellerhead Reason 10.1 or later for Rack Extension format



Installation

MAC OSX 10.11 OR LATER

Note for MacOS X users: you will be asked for your password upon installation.

For Mac installer(.pkg) format, double-click the installer and follow the instructions. The installer automatically point to your Mac's default VST/VST3/AU/AAX plug-ins and Standalone path (see below). Alternatively you can customize the installation target to specific folder.

Here are the default folders installation path for each of our supported platforms in Mac OSX:

- Mac Audio Unit (EfektorMoonMuffin.component) : /Library/Audio/Plug-Ins/Components/
- Mac VST (EfektorMoonMuffin.vst) : /Library/Audio/Plug-Ins/VST/Kuassa/
- Mac VST3 (EfektorMoonMuffin.vst3) : /Library/Audio/Plug-Ins/VST3/
- Mac AAX (EfektorMoonMuffin.aaxplugin) : /Library/Application Support/Avid/Audio/Plug-Ins/

WINDOWS VISTA OR LATER

For Windows Installer (.exe), double-click the installer and follow the instructions. The installer automatically points to your system's default plugins path (see below). Alternatively you can point the installation target to specific folder. Most VST host already have a "Plugins" or "VSTplugins" folder inside its installation directory, or you can point the host to read any folder you choose.

Here are the default folders installation path for each of our supported platforms:

- Windows 64-bit VST (EfektorMoonMuffin.dll) : C:\Program Files\Steinberg\VstPlugins\Kuassa\
- Windows 64-bit VST3 (EfektorMoonMuffin.vst3) : C:\Program Files\Common Files\VST3\
- Windows 64-bit AAX (EfektorMoonMuffin.aaxplugin) : C:\Program Files\Common Files\Avid\Audio\Plug-Ins\

Uninstallation

MAC OSX 10.11 OR LATER

On a Mac, simply delete the plug-in located on the corresponding Plug-ins folder, and delete other folders and file resources located at,

Folders:

- /Library/Application Support/Kuassa/Default Presets/EfektorMoonMuffin/
- /Users/[User Name]/Music/Kuassa/Presets/EfektorMoonMuffin/

Files:

- /Library/Application Support/Kuassa/Misc/EfektorMoonMuffin EULA.txt
- /Library/Application Support/Kuassa/User Manuals/EfektorMoonMuffin.pdf
- /Users/[User Name]/Music/Kuassa/Settings/EfektorMoonMuffin.setting

WINDOWS VISTA OR LATER

Use “Add/Remove programs” or “Programs and Features” from the Windows Control Panel. If Efektor Moon Muffin Fuzz does not listed, delete the .dll/.vst3/.aaxplugin file from your VST plug-in folder. After Uninstallation, manually delete other Efektor Moon Muffin file resources at,

Folder:

- C:\Users\[User Name]\Documents\Kuassa\Presets\EfektorMoonMuffin\

Files:

- C:\Users\[User Name]\Documents\Kuassa\Settings\EfektorMoonMuffin.setting

Authorization



1 On evaluation mode, you will see this pop-up window when you first start the plugin.



2 To start the authorization process, click the [File] button on the top-left of the plug-in's interface, there, you will find a selection box titled [import License].




3 Locate the License File [EfektorMoonMuffin.kuassa] obtained from the confirmation e-mail sent to you after you purchase EFEKTOR Plug-in(s) from our web store or downloaded from member area. Note that the License File contains your personal information used to authorize the plug-in.

Authorization (Cont'd)

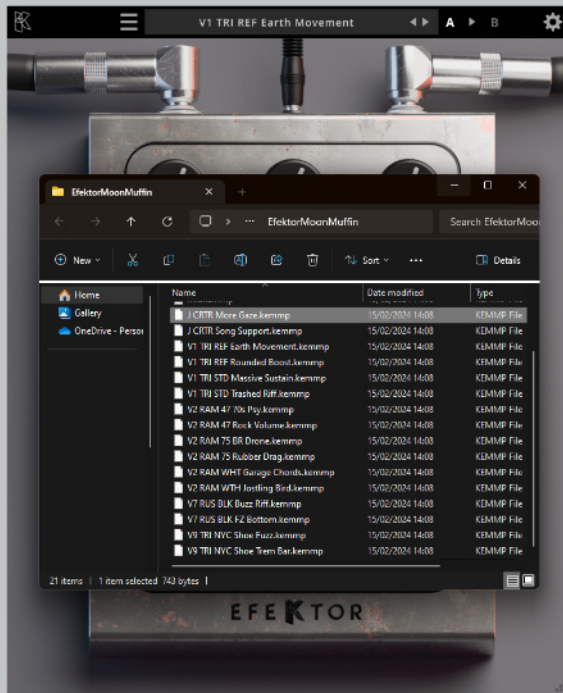


4 After you locate the License File, a pop-up box confirming that you are successfully authorize your plug-in will show.



5 To check if you have completed the authorization process, just simply load the About Box by clicking the Kuassa logo on the top left corner. If your authorization is successful, either your name or your e-mail address will be shown on the About Box. You will also notice that the generated noise/silence on the Evaluation Version is now gone.

Preset Management



1 Presets for EfektorMoonMuffin Plug-in(s) are located in the following folders*:

- Mac:
/Users/[USERNAME]/Music/Kuassa
/Presets/EfektorMoonMuffin
- Win:
~\Documents\Kuassa\Presets\
EfektorMoonMuffin

All presets inside these folders will be recognized by the plugin as individual presets,



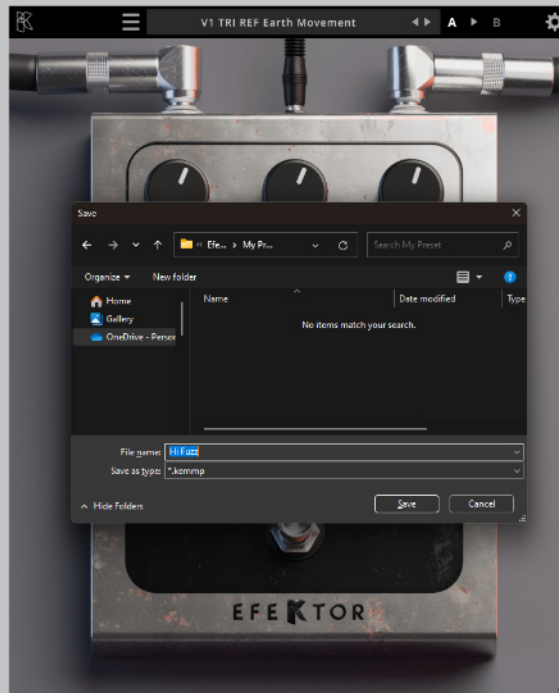
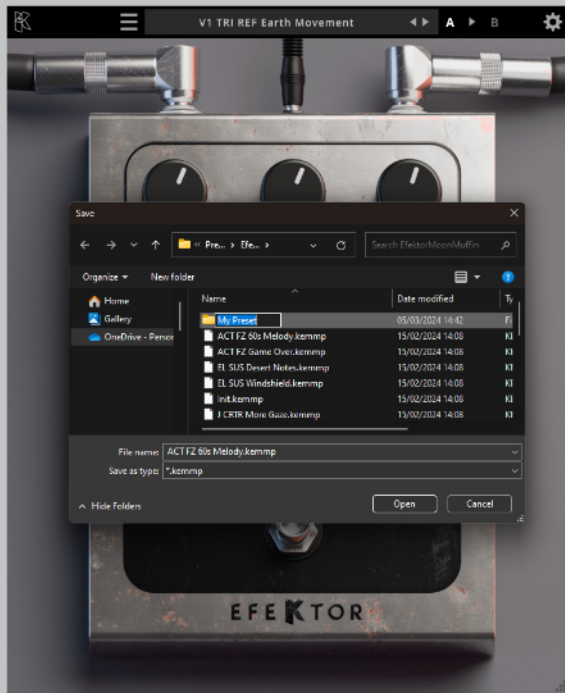
2 You can also create a folder to group the preset(s). They will thus be shown on the EfektorMoonMuffin Plug-in's preset selector. To save a preset, set your plugin to the desired parameter settings, then select:

- "Save Preset": Overwrites currently active preset.
- "Save Preset As": Saves current settings into a new preset file (*.kemmp for Efektor Moon Muffin).



3 When you create a new preset using "Save Preset As...", make sure that you have chosen the correct preset folder as aforementioned on point 1 above to make sure that it will be recognized automatically by Efektor Moon Muffin.

Preset Management



4 Sub-folders are also recognized to manage presets into groups, useful to manage additional preset bank, or grouping presets based by their use.

Function



- 1 KUASSA LOGO: Displays the About box.
- 2 FILE MENU: Includes options for following functions : Preset management, plug-in license authorization, user manual, window size, and link to our website.
- 3 PRESET BAR: Shows current active preset.
- 4 LEFT-RIGHT ARROWS: Select next or previous preset.
- 5 A > B COMPARE: Compares two different settings of the Amp. Click the letters to switch settings and click the arrow to copy settings from A to B or vice versa.
- 6 SETTING ICON: Show or hide the top Settings menu.
- 7 Input: Adjusts input level to the plugin
- 8 Oversampling: Select oversampling level
- 9 Dry/Wet: Adjusts the balance between processed and unprocessed sound.
- 10 Sustain: Adjusts the amount of fuzz/distortion/saturation
- 11 Tone: Adjusts the tone
- 12 Level: Adjusts the output level
- 13 Model name: Click on tape to show a drop down menu for selecting fuzz types
- 14 Bypass Switch: Turns the entire effect on or off
- 15 Resize corner: Drag to resize window

Kuassa Efektor Moon Muffin Fuzz Created by:

**Muhammad Abduh
Abshar Platisza
Muhammad Yusreza Irsyan
Intan Zariska Daniyanti
Iman Firman Amarullah
Juan Prahamma Hartjamt
Dimitar Nalbantov
Arie Ardiansyah
Raden Pratama Kusuma
Adhitya Sulistia Wibisana
Bramantyo Ibrahim
Cil Satriawan
Grahadea Kusuf
Iqbal Ansyori
Rathomi Trinugraha
Bayu Ardianto
Sundawan Sukmaya**

Presets and Audio Demos by:

Dimitar Nalbantov (<https://www.youtube.com/diminalbantov>)



KUASSA TEKNIKA, PT

Jl. Dipati Ukur No. 71A

Bandung 40132

West Java, INDONESIA

<https://www.kuassa.com>

General inquiry: info@kuassa.com

TECHNICAL SUPPORT :

support@kuassa.com



A Product of KUASSA. Bandung, West Java. Indonesia
© 2010-2023 PT Kuassa Teknika

Kuassa and Efektor Moon Muffin Fuzz are trademarks of PT Kuassa Teknika, Indonesia.

All other commercial symbols, product and company names are trademarks or registered trademarks of their respective holders.

All rights reserved.